



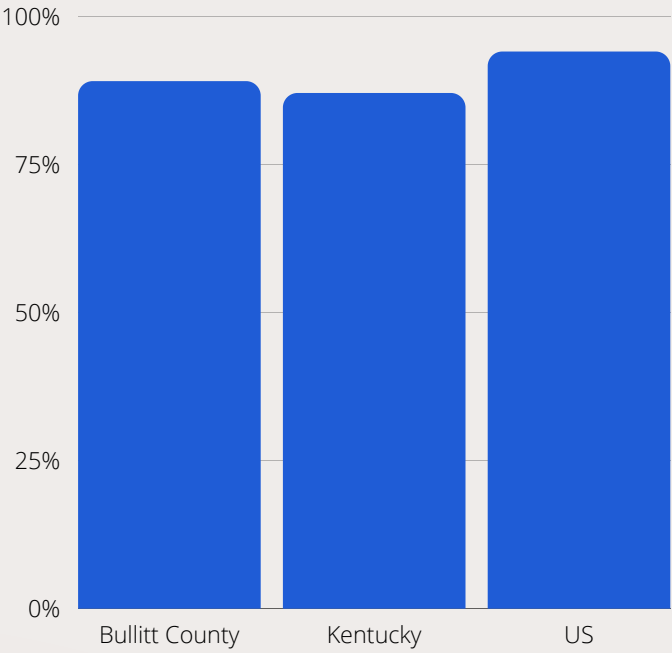
HEALTHCARE ACCESS & QUALITY

- Hospitals: South Hospital coming Spring 2023, nearest hospital is UofL Hospital (20 miles)
- Community Mental Health Centers: 0, nearest facility is 10.3 miles
- Local Health Department: Bullitt County Health Department
- Designated as a Medically Underserved Area (MUA) and a Health Professional Shortage Area (HPSA)
- No smoke free ordinance or Syringe Exchange Program

EDUCATION ACCESS & QUALITY

Below is a graph showing the percentage of residents over age 25 with a high school diploma.

American Community Survey (2016-2020)



Higher Education Opportunities near Bullitt County:

- There are a few community and technical colleges in Shepherdsville. There are two larger universities within an hour of Bullitt County as well as some small private universities in the area.



ECONOMY STABILITY

Bullitt County ranks above Kentucky's average for several employment and economic stability statistics.

\$71,800

Bullitt County Median Household Income
Small Area Income and Poverty Estimates (2020)

\$54,100

Kentucky Median Household Income
Small Area Income and Poverty Estimates (2020)

Employment in Bullitt County:

- Bullitt County employs about 40.3k people. The largest industries in Bullitt County are Manufacturing (6,700 people), Retail Trade (5,371 people), and Health Care & Social Assistance (4,776 people).

<https://datausa.io/profile/geo/bullitt-county-ky#economy>

Employment Commuting:

- Among Bullitt County residents who drive to work alone, 51% commute for 30 minutes or more. This is a high value when considering Kentucky's 30% and the United States' 16%.

American Community Survey (2016-2020)

NEIGHBORHOOD & BUILT ENVIRONMENT

Walkability and Transportation:

- Walkability is defined as the ability to safely walk to amenities within a reasonable distance, typically a 30 minute walk or less
- Mt. Washington and Shepherdsville: walk score of 56 out of 100 which is considered somewhat walkable and some errands can be accomplished by foot
- Public transportation: Louisville Wheels Transportation




Recreation:

Bullitt County has many parks and recreational facilities, one of the most popular places is the Bernheim Arboretum and Research Forest.



KART KOUNTRY



HERITAGE HILL GOLF CLUB



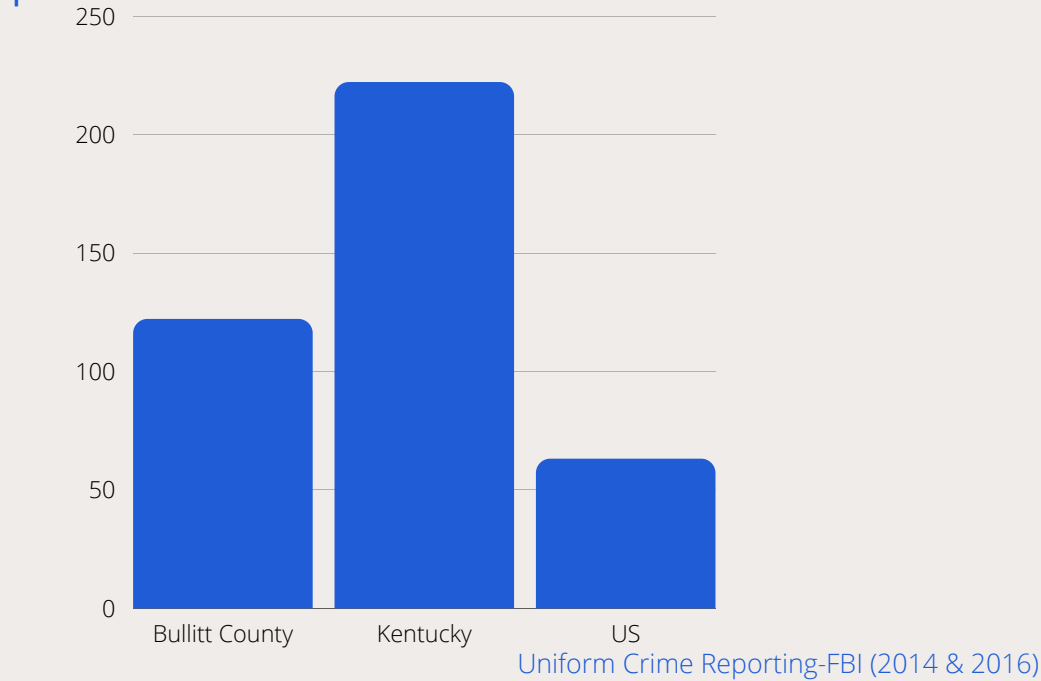
PARKS & RECREATION



KNOB CREEK RANGE

Violent Crime:

- Violent crime is defined as the number of violent crime offenses reported per 100,000 people.



Severe Housing Problems:

- Severe housing problems are defined as the percentage of households with at least 1 of the 4 housing problems: overcrowding, high housing costs, lack of kitchen facilities or lack of plumbing facilities.
- Bullitt County: 11% Kentucky: 14% US: 9%

Comprehensive Housing Affordability Strategy (2014-2018)



SOCIAL AND COMMUNITY CONTEXT

Access to Healthy and Fresh Food: social and community context

- Bullitt County has many stores and markets that offer healthy and fresh food such as Kroger, Mt. Washington Farmer's Market and Bullitt County Supermarket.



Food Insecurity:

- Food insecurity is defined as the percentage of the population who lack adequate access to food.
- Bullitt County: 11% Kentucky: 14% US: 9%

Map the Meal Gap (2019)

Churches:

- There are 52 churches in Bullitt County.

