

Bullitt County
Community Health Needs Assessment (CHA)
&
Community Health Improvement Plan (CHIP)
2022 - 2027



www.bullittcountyhealthdept.org

**Bullitt County
Community Health Assessment (CHA) &
Community Health Improvement Plan (CHIP)
2022-2027**

<u>Table of Contents</u>	<u>Page</u>
Letter from Public Health Director	3
County Demographics	4
Community Health Assessment Process (CHA)	
Methodology	4
Organizing – Community Partners	5
Visioning Process	6
Community Health Status Assessment	
Behavioral Health	6
Maternal and Child Health	8
Health Outcomes	8
Access to Care	9
Physical Factors	9
Concerns from DATA Review	9
Community Themes and Strengths Assessment	
Community Survey Results	11
Community Health Improvement Plan Process (CHIP)	
Methodology	16
Local Public Health System Assessment	16
Strategic Issue Identification/Goals and Objectives	17
Connection to State & National Health Goals	18
Communication and Distribution Plan	19
Action Cycle: Plan, Implement & Evaluate	19
More Information to Get Involved	19
Appendix	20



Bullitt County Health Department

181 Lees Valley Road
Shepherdsville, KY 40165

Main: (502) 955-7837
Environmental: (502) 955-7867
HANDS: (502) 955-5668
Health Education: (502) 955-5355
Clinical Fax: (502) 543-2998
Annex Fax: (502) 543-2449
www.bullittcountyhealthdept.org

March 6, 2023

Bullitt County Residents,

The vision of the Bullitt County Health Department (BCHD) is to promote healthy lifestyles in Bullitt County through prevention and protection. Through everyone's collaborative efforts, we have seen significant improvements in our county's health rankings over the past few years. Notwithstanding, we can do better, and in other areas, we have much work to do. To identify priority health issues and strategies for improvement, the BCHD convened our community partners and residents to conduct a Community Health Assessment (CHA) in order to then develop a Community Health Improvement Plan (CHIP) based on the findings.

The Bullitt County CHA and CHIP was a true community effort. We greatly appreciate our 37 community partners who were dedicated in prioritizing the health of Bullitt County, and the 1,268 survey participants who live, work, and /or play in our community. We thank you for your commitment to this process and our county.

It is our pleasure to present to you the most recent CHA data and CHIP documents. As you review this plan, you will see various goals, objectives, and strategies which have been developed to further the efforts that have been taken over the years to address the many health issues facing our community. I encourage you to become part of this process through volunteering to serve on any of these workgroups.

We welcome your feedback and invite you to visit our website at www.bullittcountyhealthdept.org or "Like" us on Facebook to learn more about the services and events/activities going on in our community and how you can be a part of this exciting process to improve the health of your community.

As always, I remain your partner for a healthy Bullitt County,

Rob Flaherty
Public Health Director



Bullitt County Demographics

Indicators	Bullitt	Kentucky	US	Source
County Health Ranking- Health Outcomes	10 th			County Health Ranking & Roadmaps (2022)
County Health Ranking-Health Factors	16 th			County Health Ranking & Roadmaps (2022)
Population	81,676	4,567,673	328,239,523	United States Census Bureau (2019)
- White	94%	84.1%	76.3%	United States Census Bureau (2019)
- African American	1.3%	8.2%	13.6%	United States Census Bureau (2019)
- Hispanic	2.3%	3.9%	18.9%	United States Census Bureau (2019)
High School Graduation Rate (% of person age 25+)	88%	86%	88%	American Community Survey (2015-2019)
Bachelor's degree or Higher (% of persons age 25+)	14.73%	24.22%	32.15%	American Community Survey (2015-2019)
Unemployed: Person 16+	4.1%	4.3%	5.2%	Local Area Unemployment Statistics (2019)
Persons in Poverty	8.7%	14.9%	11.4%	United States Census Bureau (2019)
Children living below poverty level under the age of 18	11%	21%	16%	Small Area Income & Poverty Estimates (2019)
Self-rated health status (Adults who report fair or poor health)	21%	22%	17%	Behavioral Risk Factor Surveillance System (2018)
Children in Single Parent Households	23%	26%	17%	American Community Survey (2015-2019)
Median Household Income	\$66,300	\$52,300	\$62,843	Small Area Income & Poverty Estimates (2019)

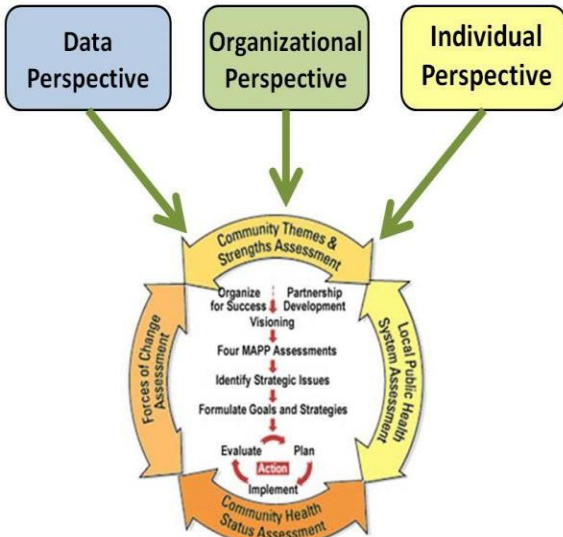
Community Health Assessment Process

Methodology

The Bullitt County Health Department (BCHD) utilized a community health assessment process based on Mobilizing for Action through Planning and Partnerships (MAPP). MAPP is a community-driven strategic planning process which helps communities apply strategic thinking to prioritize public health issues and identify resources to address them. MAPP is not an agency-focused assessment process; rather, it is an interactive process that can improve the efficiency, effectiveness, and the performance of local public health systems. BCHD process included a Community Health Status Assessment using publicly available data, Discussion of Change in the Community, Discussion of Community strengths and community barriers to healthy living.

BCHD augmented the MAPP process with a Three Perspective approach to gathering information. Data gathered in conjunction with the Community Health Status Assessment provided a Data Perspective on the health of each community. Information gathered during Community Forums, primarily attended by representatives of community partner organizations, provided the Organizational Perspective. To add the perspective of individual citizens of each county, both paper

and electronic surveys were distributed with particular emphasis on disparate populations. In Bullitt County, BCHD identified smaller subsets of the population in areas of Bullitt County (cities of Lebanon Junction and Hillview, KY), BCHD focused on different ways to include them in this survey. One distribution was in weekly food boxes given out to individuals in need. Information from these surveys provided the Individual Perspective.



Organizing –Community Partners

The 2022 Community Health Assessment and Improvement Plan process began in the beginning of 2020 by pulling together a core planning committee consisting of key partners from the following organizations:

- Bullitt County Health Department (Director, Health Education Coordinator)
- Baptist Health Louisville
- Norton Healthcare
- UofL Health - Medical Center South

Numerous other partners joined the work as strategic issues were identified and work plans were developed. Much time and many resources have been committed to the project by these and other local public health system partners.

This is not an exhaustive list.

Local Public Health System Partners

- | | | |
|--|---|--|
| ❖ Abound Credit Union | ❖ Deputy Commissioner for Clinical Affairs, DPH | ❖ Pioneer News |
| ❖ Anthem Better Health | ❖ Green Meadows Healthcare | ❖ Reach Program LLC |
| ❖ Baptist Health Louisville | ❖ Kentucky Eye Care | ❖ Senior Transition Advocates |
| ❖ Bernheim Arboretum & Research Forest | ❖ KIPDA | ❖ Shepherdsville Fire Department |
| ❖ BluMine Health | ❖ Lincoln Trail Behavioral Health | ❖ Skills U of Bullitt County |
| ❖ Bullitt County Attorney | ❖ Mark 12 | ❖ State Senator, Senator Michael Nemes |
| ❖ Bullitt County Chamber | ❖ Mayor City of Hillview | ❖ UK Center on Drug & Alcohol Research (TAP) |
| ❖ Bullitt County Health Department | ❖ Norton Healthcare | ❖ University of Kentucky |
| ❖ Bullitt County Housing 1st | ❖ OVEC-Head Start/Early Head Start | ❖ UofL Health-Medical Center South |
| ❖ Bullitt County Public Library | ❖ Paroquet Springs Conference Centre | ❖ Volunteers of American |
| ❖ Bullitt County Public Schools | ❖ Partners in Prevention Coalition | |
| ❖ Chief Deputy, Sheriff's Office | ❖ Passport Health Plan | |
| ❖ Dept. of Specially Courts-Bullitt County | ❖ Pediatrics of Bullitt County | |

Visioning Process

Visioning: What does a Bullitt County look like if it were a model community for Healthy Living?		
Workforce	Mental health services	Sidewalks/build community
Homeless care	Reduce generational poverty	Safe
Public and school transportation	Drug rehab and prevention	Proactive health
Private doctors	Eliminate resource deserts	Positivity
Food delivery	Increase higher education	Childcare
Decrease fast food, increase healthy food	Increase high school graduation rate	Utilities
Transitional living	Suicide prevention	City water in majority of county
Decrease food insecurity	Health food baskets	Support for LGBTQ
Parks/activities	Access to broadband/internet services	OB/GYN
Decrease screen time		

Community Health Status Assessment – Secondary Data Review

Behavioral Factors

Indicators	Bullitt	Kentucky	US	Source
Prevalence of Adult Smoking (%; Age-adjusted)	23%	24%	14%	Behavioral Risk Factor Surveillance System (2018)
Prevalence of Youth Smoking (percent of high school students) 2007	31%	25%	23%	Youth Tobacco Survey and Youth Risk Behavior Survey (2007)
Prevalence of Youth Smoking (% of 10th Grade Students who have smoked one or more times in the past 30 days in Regional Prevention Districts)	2.2%	4.5%	-	Reach of Louisville (2021)
Adult Prevalence of Obesity (%; Age-adjusted)	36%	35%	42.4 %	United States Diabetes Surveillance System (2017)
Sexually Transmitted Infection (Chlamydia rate per 100,000)	191.9	436.4	539.9	National Center for HIV/AIDS, Viral Hepatitis, STD, and TB Prevention (2018)
Binge drinking: adults (%; Age-adjusted)	16%	17%	16%	BRFSS (2018)
No exercise: adults (%; Age-Adjusted)	27%	29%	25.4 %	US Diabetes Surveillance System (2017)
Recommended Fruit and Vegetable Intake (% adults)	8%	9%	9%	BRFSS (2017-2019)
Flu Vaccination in the Past Year (% adults)	30%	40%	48.4 %	BRFSS (2017-2019)
Tooth Loss (% of adults missing 6 or more teeth)	14%	23%	-	BRFSS (2017-2019)
Number of Collisions Involving Drunk Drivers				
Fatal Collision	0	80	-	Kentucky State Police 2019

Injury Collision	10	1095	-	Kentucky State Police 2019
Property Damage Collision	19	2319	-	Kentucky State Police 2019
Total:	29	3494	-	Kentucky State Police 2019
Number of Drivers Under Influence of Drugs				
Fatal Collision	0	52	-	Kentucky State Police 2019
Injury Collision	5	562	-	Kentucky State Police 2019
Property Damage Collision	7	918	-	Kentucky State Police 2019
Total:	12	1532	-	Kentucky State Police 2019
Number of Arrests by Drug Type				
Opium or Cocaine	26	2103	-	Kentucky State Police 2019
Marijuana	187	10319	-	Kentucky State Police 2019
Meth	262	15230	-	Kentucky State Police 2019
Heroin	73	3345	-	Kentucky State Police 2019
Other Drugs and Synthetic Narcotics	116	7995	-	Kentucky State Police 2019
Total:	970	59316	-	Kentucky State Police 2019
Number of DUI Arrests				
Adult	38	3671	-	Kentucky State Police 2019
Juvenile	0	4	-	Kentucky State Police 2019
Male	164	14306	-	Kentucky State Police 2019
Female	49	4571	-	Kentucky State Police 2019
Total:	213	18883	-	Kentucky State Police 2019
Rate of Drug Overdose Hospitalizations per 100,000 Residents				
All Drugs	313	288	-	KIPRC 2020
Heroin	8	83.71	-	KIPRC 2020
Pharmaceutical Opioids	66	57	-	KIPRC 2020
Benzodiazepine	83	8239	-	KSPAN 2009-2013
Drug Overdose Deaths (per 100,000 residents)	39	43.87	-	KIPRC 2020

Maternal and Child Health

Indicators	Bullitt	Kentucky	US	Source
Teen Birth Rate (ages 15-19; rate per 1,000)	22	31	16.7	National Vital Statistics Systems 2013-2019
Pregnant Women Receiving Adequate Prenatal Care (%)	77%	66%	75%	KIDS Count Data Center 2018
Number of Child Victims of Substantiated Abuse	371	24,066	678,000	KIDS Count Data Center 2018
Low birth weight deliveries (%)	8%	9%	8.31%	National Vital Statistics Systems 2013-2019
Births to Mothers Who Smoked During Pregnancy (%)	14.5%	16.7%	7.2%	KIDS Count Data Center 2018

Health Outcomes

Indicators	Bullitt	Kentucky	US	Source
Heart Disease Deaths (Age-adjusted death rate per 100,000)	-	102.9	91.5	CDC-National Vital Statistics System 2016-2020
Stroke Deaths (Age-adjusted death rate per 100,000)	-	41.3	37.6	CDC-National Vital Statistics System 2016-2020
Adults with Asthma (%)	14%	15%	8%	BRFSS 2017-2019
Number of Inpatient Hospitalizations due to Asthma (0-17-year-old)	92	5311	-	KY Cabinet for Health and Family Services 2013-2017
% of adult population with diabetes (Age-adjusted)	16%	13	10.5	BRFSS 2017
Cancer Deaths (rate per 100,000; Age-adjusted)	172	193	146.2	Kentucky Cancer Registry 2013-2017
Lung, trachea, and bronchus cancer deaths (rate per 100,000; Age-adjusted)	58	63	36.7	Kentucky Cancer Registry 2013-2017
Colorectal Cancer Deaths (rate per 100,000; Age-adjusted)	15	17	13.4	Kentucky Cancer Registry 2013-2017
Breast Cancer Deaths (rate per 100,000; Age-adjusted)	17	21	19.9	Kentucky Cancer Registry 2013-2017
Lung, trachea, and bronchus cancer Incidence (rate per 100,000; Age-adjusted)	97.6	88.8	57.3	National Cancer Institute 2014-2018
Colorectal Cancer Incidence (rate per 100,000; age-adjusted)	44.8	48	38	National Cancer Institute 2014-2018
Breast Cancer Incidence (rate per 100,000; Age-adjusted)	127.8	127.6	126.8	National Cancer Institute 2014-2018

Access to Care

Indicators	Bullitt	Kentucky	US	Source
Health Professional Shortage Area	Partial	Partial	Partial	RIH 2021
Uninsured Adults (% under 65 years)	6%	8%	10.2%	Small Area Health Insurance Estimates 2018
Uninsured Children (% under 19 years)	3%	4%	5.7%	Small Area Health Insurance Estimates 2018
Mentally unhealthy days: adults (per person; Age-adjusted)	5.2	5	4.3	BRFSS 2018

Physical Factors

Indicators	Bullitt	Kentucky	US	Source
Air Pollution - particulate matter days	9.2	8.7	11.18	Environmental Public Health Tracking Network 2016

Concerns from Organizational Perspective after Data Review (prioritized by nominal group technique)

Concerns/We want these things to change
Homeless resources
Obesity <ul style="list-style-type: none"> - Physical activity - Food choices - Community-wide access to resources to live a healthier lifestyle
Robust trained workforce
Access to transportation <ul style="list-style-type: none"> - Access to sidewalks - Better countywide infrastructure (roads, sidewalks, local businesses)
Communication
Using evidence-based resources/programs to drive policies and community programs/education/efforts
Housing
Access to healthcare <ul style="list-style-type: none"> - Increase in OB/GYN services. - Cancer services/shortage of providers
Drugs/alcohol <ul style="list-style-type: none"> - Multi-faceted drug treatment
Mental Health <ul style="list-style-type: none"> - Integrated mental health from a young age. - Access to mental health services - Reduction of suicides
Vaping/Smoking

Discussion of Changes in the Community Organizational Perspective

We used to know all our neighbors	Population influx
Schools	Increase in racial diversity; are we ready to support this
Growth in Distribution Centers (Amazon, GFS)	Increase in population, need for growth in schools
Embrace and encourage diversity	Access to city water
Need to do a better job of embracing history and learning from it	Hurting to feed family

What we learned about our community by going through COVID-19 together?

Less in-person meetings	Resilient/people can change
Strong provider network	Valuable relationships
Respectful	Competing organizations worked together
Needs of the community remain	Partners stepped in – basic needs, other needed resources
New service delivery methods	Community appreciation
Need to focus on other parts of the county	Misinformation
Providing meals and funding to provide those meals	Community came together

Community Themes and Strengths Assessment Organizational Perspective

Strengths	Barriers
School system	Transportation
Faith-based organizations	Infrastructure/utilities
Library	Time for healthy activities
People who care/dedicated resources	Education – health
Engaged leaders	Funding/cost
Diversity – background, skills, education	Time for implementation
Young families	Priorities around core issues
Health department	Sustainability
Civic organizations	Fear-stigma
Hospital	Poverty
Employment	Message delivery
Community-based organizations	Rapid growth
Senior population	Trust
	Access/providers

Community Themes and Strengths – Individual Perspective

Survey Results:

The BCHD Health Assessment Survey was distributed in various locations in the community and as an online link. Participants were asked to: Rate their health and the health of their community; select the five factors that are most important to improve the quality of life of their community for a “Healthy Bullitt County;” the five health problems that have the greatest impact on overall community health, and the five riskiest behaviors. The distribution of the 2022 Community Health Survey (June/July 2022) included:

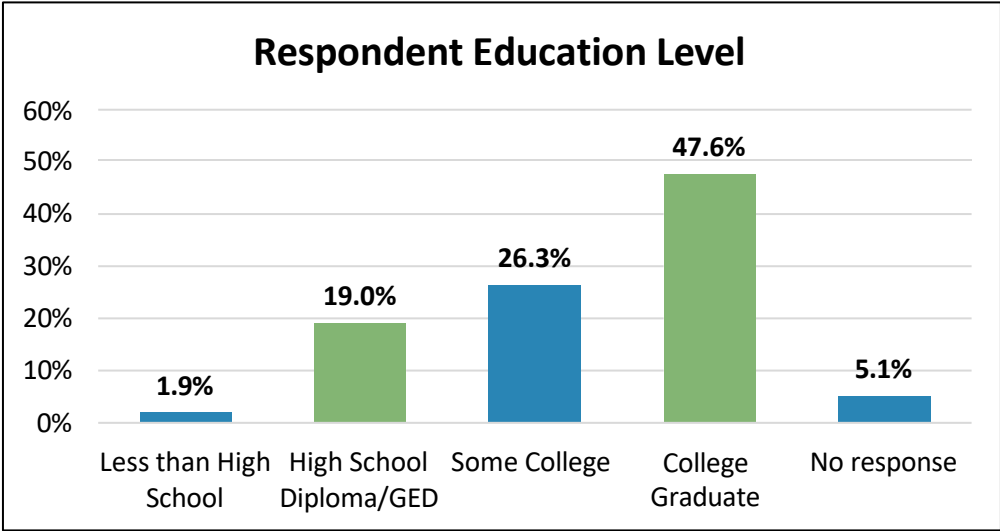
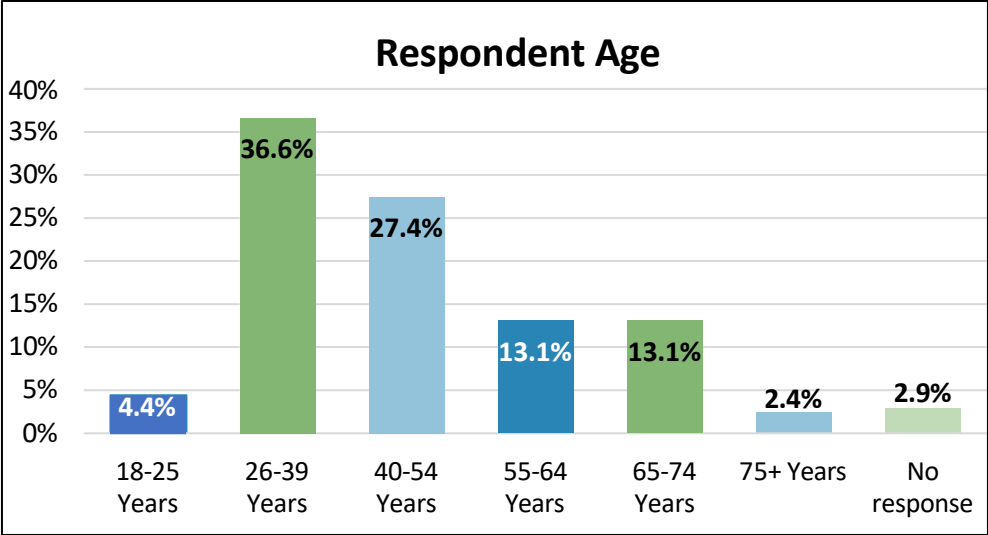


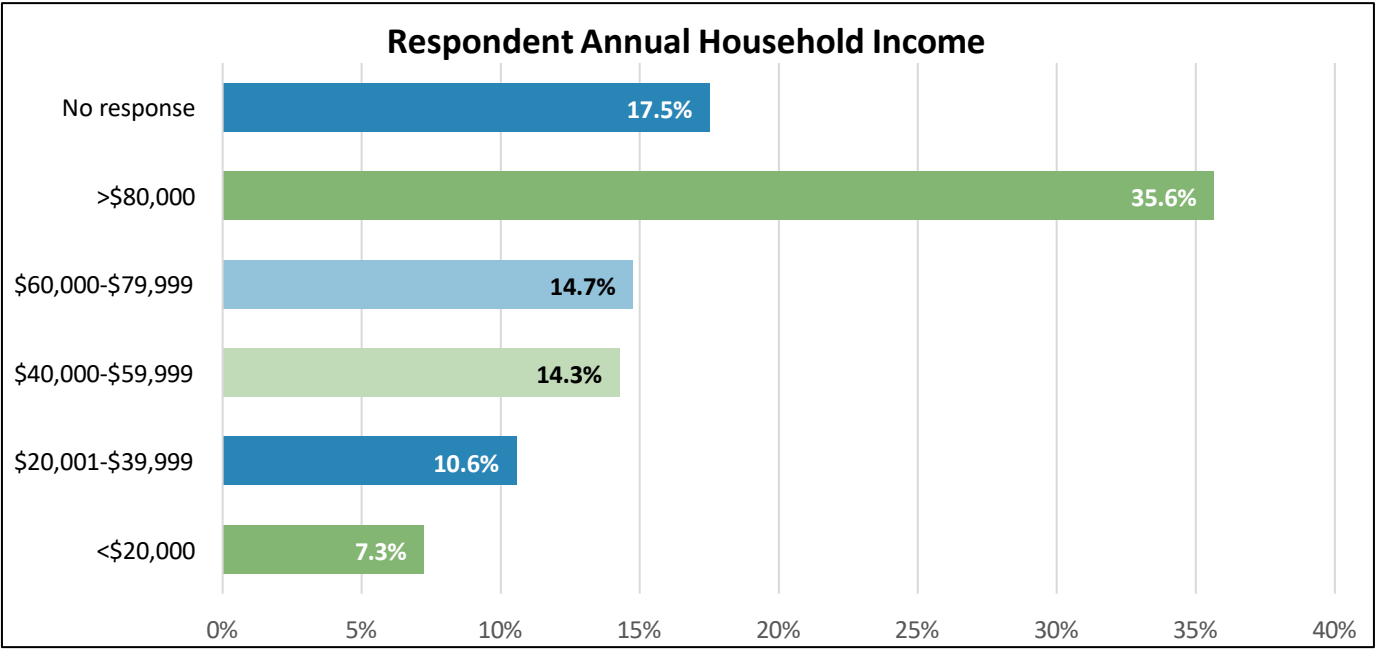
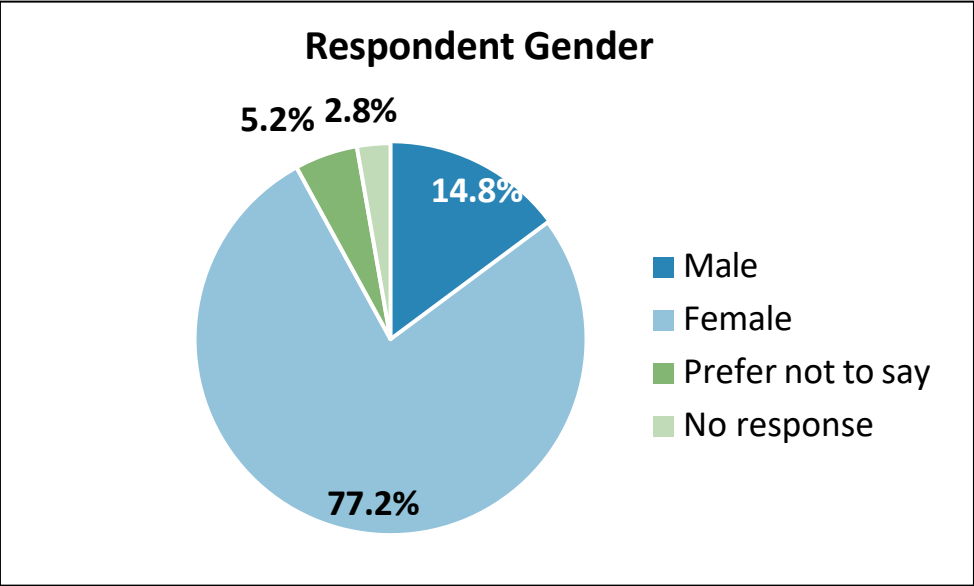
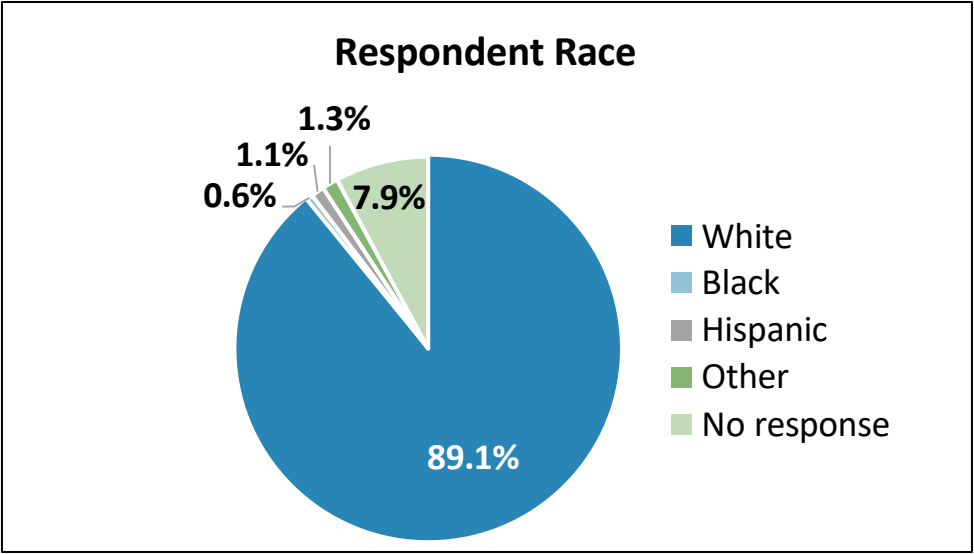
06/14/2022 Mark 12 Ministries pick up surveys to give out
06/14/2022 Email Blast to Community Partners
06/14/2022 Social Media Post (Facebook & Twitter)
06/14/2022 Button put on BCHD's website
06/15/2022 Pediatrics of Bullitt County on their Facebook Page
06/17/2022 Bullitt County Public Library on their Facebook page
06/15/2022 Emailed to CREW coalition
06/20/2022 Mt. Washington YMCA summer camp employees
06/20/2022 HANDS started taking them out to families
06/20/2022 Bullitt County Chamber of Commerce sent out
06/21/2022 Started handing them out in BCHD clinic
06/30/2022 All About Bullitt County Facebook page
06/30/2022 All about Lebanon Junction Facebook page
06/30/2022 My Mount Washington, My community Facebook page
06/30/2022 All about Shepherdsville Facebook page
06/30/2022 Mt. Washington Information, Good/Bad as long as the truth FB
06/30/2022 Mt. Washington Community Page Facebook page
06/30/2022 All About LJ Facebook page
07/05/2022 Emailed Heath Barth – SECC
07/05/2022 What's Happening Bullitt County Facebook Page
07/05/2022 Bullitt County 411 Facebook Page
07/05/2022 Diabetes, Nutrition, & More Class
07/11/2022 BCHD Exercise Class
07/20/2022 Hillview Library
07/21/2022 Central Library
07/25/2022 Turnaround Center in LJ
07/25/2022 Baptist Health Louisville Social media page
07/25/2022 Baptist Health Hardin Social media page
07/26/2022 Emailed to all Bullitt County Principals to send out to parents
07/26/2022 Kindergarten Kick-off event
07/26/2022 One last social media push (BCHD, and 7 community sites above)
07/28/2022 Bullitt County Public Schools social media page
07/28/2022 Pleasant Grove Elementary School Facebook page



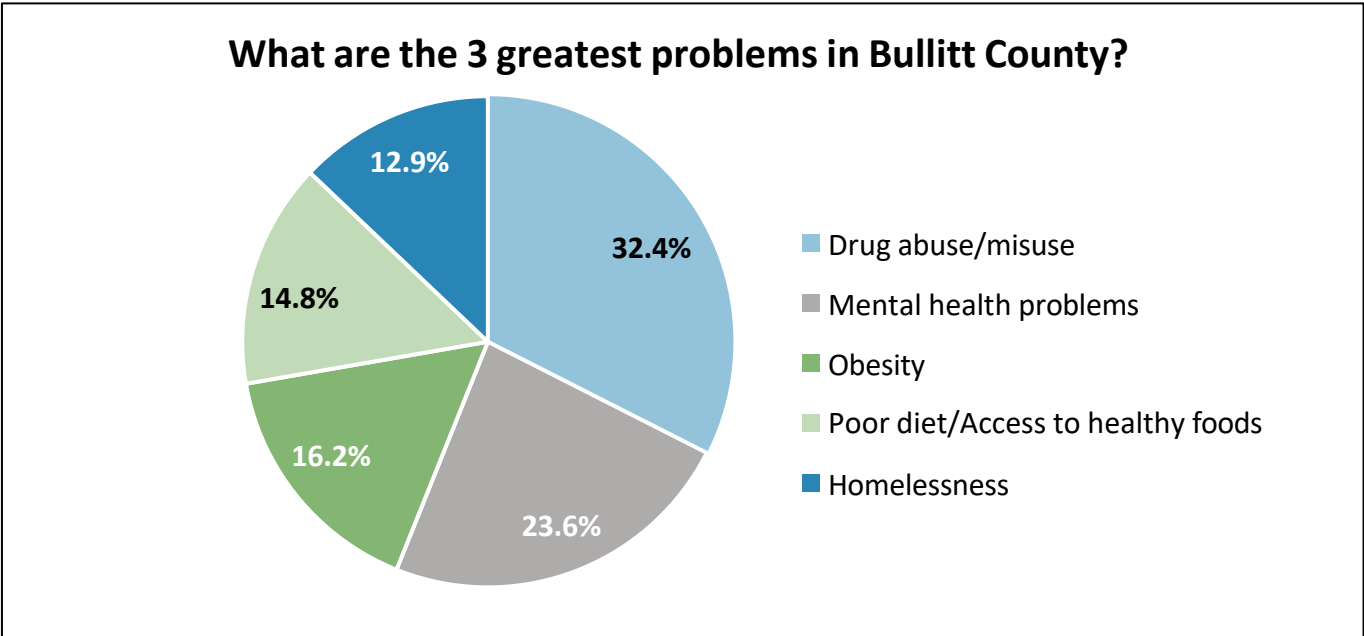
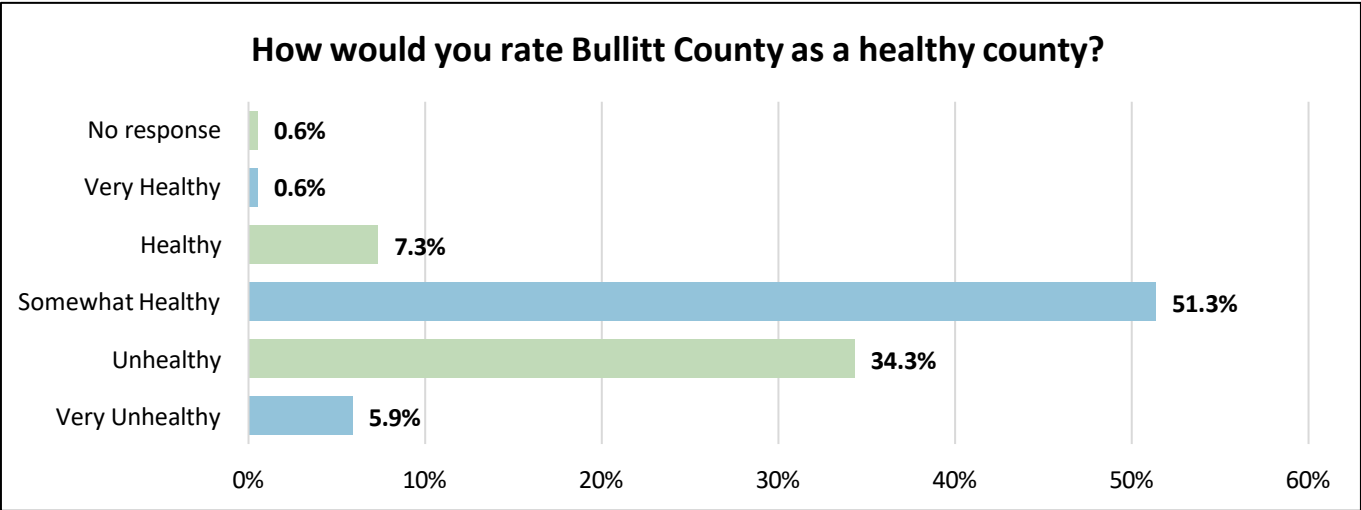
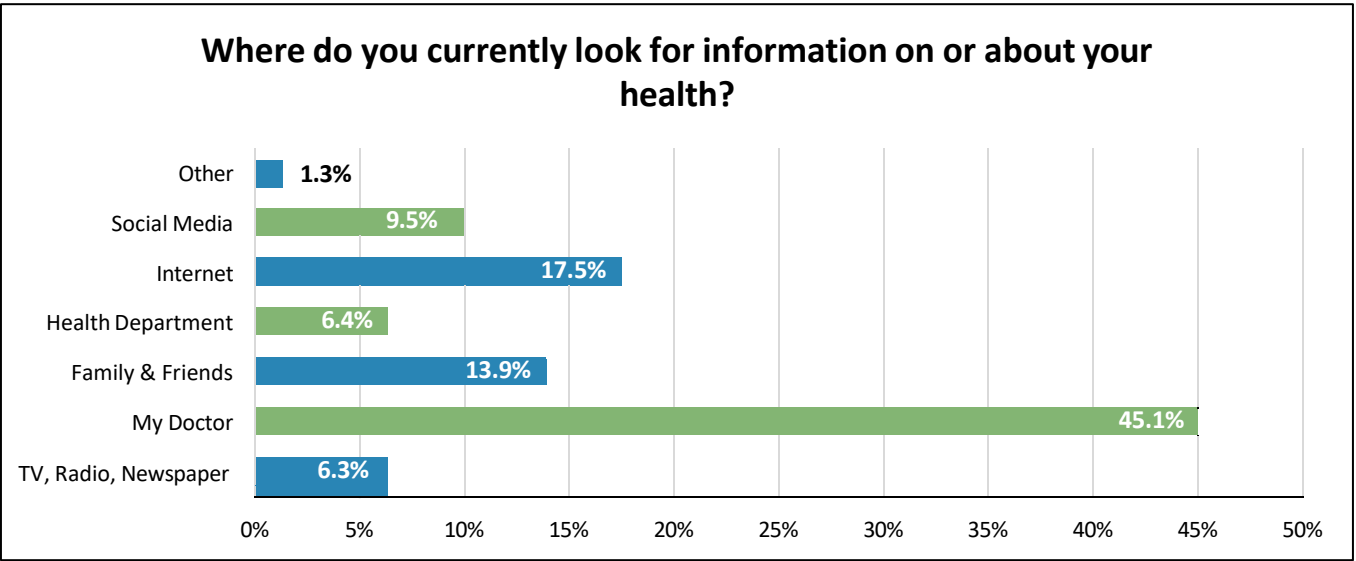
The survey had a total of 18 questions and was the same as the 2015 survey. Participation increased from the 2015 total of around 1,098 participants to 1,268 respondents for 2022. Stakeholders will need to decide if they want to use the same survey instrument again or if they should modify it during the next iteration of the community health assessment. An advantage of keeping the survey the same would-be making comparisons over time.

Respondent Demographics:

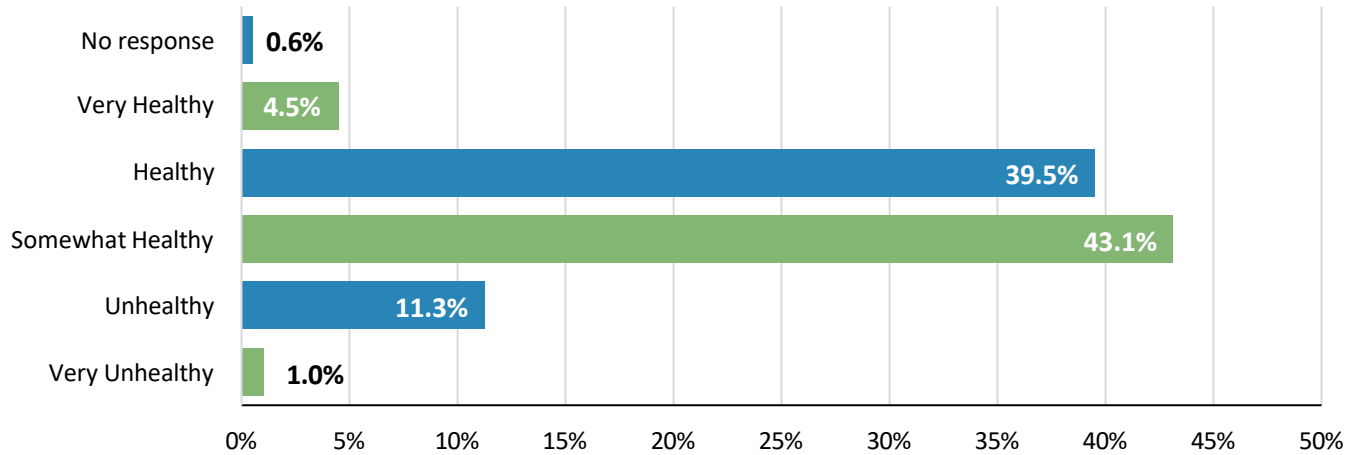




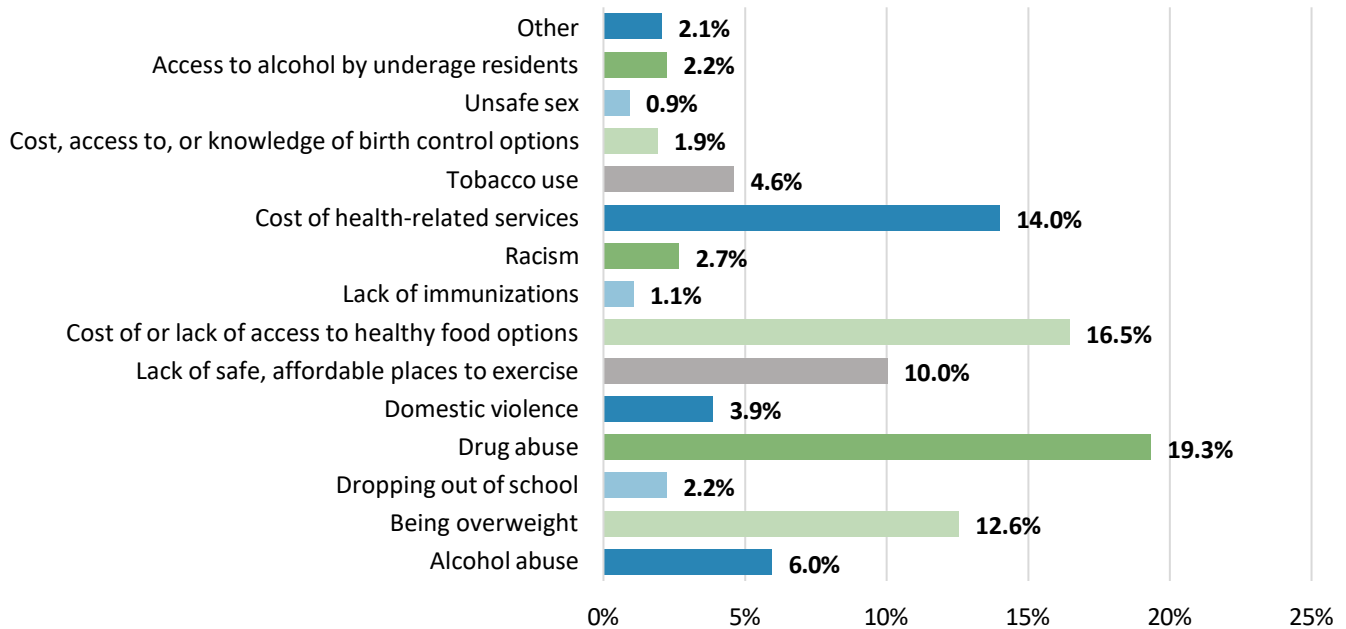
Survey Responses:



Rate your overall health:



What barriers do you see in Bullitt County that prevent residents from being healthy?



Community Health Improvement Plan Process

Methodology

Continuing the methodology described under the Community Health Assessment Process, Bullitt County Health Department convened community partner groups to synthesize the information obtained in the community health assessment process into strategic initiatives, goals, and objectives. Each community group was given information organized into the Three Perspectives – data, organizational and individual. From this information, the partners participated in a consensus building activity in which similar topics were identified that were present in all three perspectives (e.g., data shows a need, organizations were concerned about the issue, and individuals also identified the need).

Consensus Activity – (order prioritized by the group)

- Accessibility
- Mental Health
- Nutrition/Obesity
- Affordable Housing
- Drug Use
- Child Care
- Tobacco
- Stigma
- Poverty
- Health Literacy
- Workforce

Local Public Health System Assessment

Participants reviewed the order of concerns (see consensus activity) and shared with the larger group any work done by their specific organization associated with the activities. The following table shows the resources, programs, and passion, held by participants with the * denoting an organization with work/resources currently dedicated to the issue:

- Affordable Housing *****
- Accessibility *****
- Mental Health*****
- Nutrition/Obesity*****
- Stigma*****
- Child Care*****
- Poverty*****
- Drug Use*****
- Health Literacy*****
- Tobacco*****
- Workforce*****

Review of Previous Community Health Improvement Plan Areas of Focus:

Representatives from the Bullitt County Health Department shared the list of community needs that were chosen for work during the last CHA/CHIP process from 2015-2020. The following issues overlapped with

the list of needs identified during the consensus activity. These issues were identified by the participants as having some working group structure present and additional tasks to complete:

- Housing
- Accessibility
- Mental Health
- Nutrition/Obesity
- Drug Use/Tobacco

Strategic Issue Identification/Goals and Objectives

Four strategic initiatives were identified by the Bullitt County community partners:

- ✓ Strengthen Growing Resources within Bullitt County,
- ✓ Healthy Choices,
- ✓ Mental Health, and
- ✓ Substance Abuse.

Strategic Initiative #1: Strengthen Resources within Bullitt County

- **Goal 1:** Create a structure for on-going collaborative efforts to improve the health of Bullitt County residents.
 - Objective 1: During 2023-2024, meet with the leadership of the Bullitt County Inter-agency group to assess interest in combining functions of agency information sharing and strategic initiative workgroups, with the goal of forming three workgroups, one for each initiative.
 - Objective 2: Define the membership and reporting structure for each workgroup within two years of formation.
- **Goal 2:** Provide a mechanism for Bullitt County residents to easily access health improvement resources in the county.
 - Objective 1: Annually gather health improvement resources available in Bullitt County from each workgroup.
 - Objective 2: Annually, gather service navigation services and communication channels available to Bullitt County residents.
 - Objective 3: Annually, identify effective and efficient means for Bullitt County residents to access health improvement resources.

Strategic Initiative #2: Healthy Choices

- **Goal 1:** Meet with leadership of the CREW coalition to discuss the collaborative, county-wide structure for improving the health of Bullitt County residents.
 - Objective 1: Annually, assess resources available in Bullitt County to promote healthy choices.
 - Objective 2: Assess service navigation and communication channels for providing healthy choices information through social media channels.
 - Objective 3: Provide assessment information to Interagency/County Coalition group for use in resource dissemination yearly.

- **Goal 2:** Increase access and consumption of healthy foods in the community.
 - Objective 1: Annually, support and promote Farmers' market and local producers in high need areas through social media channels.
 - Objective 2: Increase support and promote Women, Infant, and Children (WIC) program which offers nutritious foods, general nutrition education, and breastfeeding support as well as other resource referrals. With a goal of increasing WIC enrollment by 2% within the first two years.
 - Objective 3: Support adult nutrition education sessions by providing 2 sessions each year to Bullitt County residents (e.g., healthy eating, calorie balance, healthy weight management, cooking demos) for a healthy lifestyle.

Strategic Initiative #3: Mental Health

- **Goal 1:** Identify an organization willing to lead the community partners currently working in the Mental Health space toward a collaborative approach to Bullitt County residents' mental health needs.
 - Objective 1: Annually, assess resources available to Bullitt County residents for mental health services.
 - Objective 2: Continue to assess service navigation and communication channels for sharing availability of mental health services annually.

Strategic Initiative #4: Substance Abuse

- **Goal 1:** Identify an organization willing to lead the community partners currently working in the substance use disorder space toward a collaborative approach to Bullitt County residents' substance use issues.
 - Objective 1: Annually, update an inventory of Bullitt County resources dedicated to substance abuse prevention, treatment, aftercare recovery, and transitional living.
 - Objective 2: Assess service navigation and communication channels for sharing availability of substance abuse services by community partners yearly.
- **Goal 2:** Maintain current resources designed to create awareness of the substance abuse issue, link individuals/groups to available resources and promote prevention, treatment, and continued recovery within 5 years of initiation.

Connection to State and National Health Goals

The strategic initiatives identified by the community partners connect to State and National Health Goals. They are in line with the four **National Prevention Council Action Plan** directives of Healthy and Safe Community Environments; Clinical and Community Preventive Services; Empowered People; and Elimination of Health Disparities. The National Prevention Council Action Plan Priorities include tobacco-free living, preventing drug abuse and excessive alcohol use, healthy eating, and active living. The goals follow similar goals identified in the **Kentucky Healthy People 2030** (<https://health.gov/our-work/national-health-initiatives/healthy-people/healthy-people-2030/secretarys-advisory-committee-2030>) plan which is the most current state plan available.

Two websites of interest are the Healthy Kentucky Foundation at www.healthy-ky.org and the CDC moving forward at <https://www.cdc.gov/about/organization/cdc-moving-forward.html>.

Communication and Distribution Plan

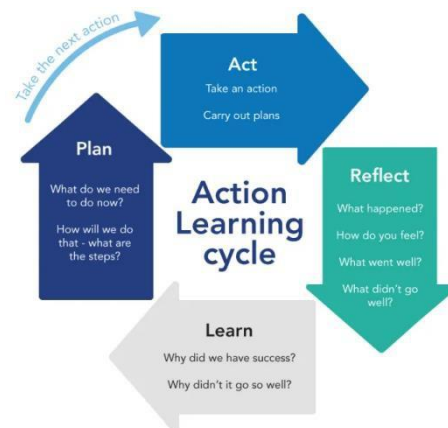
Workgroups consisting of the Bullitt County Health Department and its partners have been and will continue to be implementing the strategies listed in the work plan to address and strengthen growing resources within Bullitt County, healthy choices, mental health, and substance abuse over the next 3-5 years. The MAPP workgroups will meet at least semi-annually through 2027 to evaluate progress toward goals and objectives. Distribution will be housed on BCHD's website and copies will be provided to community members from Bullitt County Inter-Agency Council and Bullitt County's elected officials. Also, BCHD will have printed copies for Bullitt County citizens.

The Action Cycle: Plan, Implement & Evaluate

BCHD will assist in tracking performance measures and report yearly to the Bullitt County Inter-Agency Meeting. Progress will be announced to the community-at-large through the BCHD website and various local media outlets.

Approximate timeline for the next Community Health Assessment and Improvement Plan:

1. Starting in early 2027, the Bullitt County local public health system will begin conducting a community health assessment.
2. A timeline will then be laid out with key partners for the community survey, focus groups, community forums assessments.
3. Compile data for the community forum in mid-2027.
4. Prepare for release in late 2027.



More Information to Get Involved

All public, private, and volunteer organizations, as well as interested citizens in Bullitt County, are invited to join Bullitt County's Inter-Agency Coalition and contribute to the health improvement project. For more information on meetings and improvement strategies, please contact the health department at 502-955-7837.

Bullitt County Health Department

Public Health Director: Rob Flaherty

Email: Robert.Flaherty@bullittthealth.org

Address: 181 Lees Valley Road, Shepherdsville, KY 40165

Phone: 502-955-7837

Fax: 502-543-2998

Website: www.bullittcountyhealth.org

COMMUNITY SURVEY 2022
Bullitt County Community Health Assessment



Please take a minute to complete the survey below. The purpose of this survey is to get your opinion about community health and safety issues in Bullitt County. The Community Health Assessment Team will use the results of this survey and other information to identify the most pressing problems that can be addressed through community action. If you have previously completed this survey, pass this on to someone who has not. Remember.... your opinion is important!

Thank you, and if you have questions, please contact us (see contact information on next page).

1. From the following list, what do you think are **the 3 most important things needed for a HEALTHY Bullitt County?** (Those things that most improve the quality of life in a community) **CHECK ONLY 3-**

<input type="checkbox"/> Affordable housing	<input type="checkbox"/> Healthy behaviors and lifestyles
<input type="checkbox"/> Access to health services	<input type="checkbox"/> Low adult death and disease rates
<input type="checkbox"/> Clean environment	<input type="checkbox"/> Sense of community (pride, community support, well-being)
<input type="checkbox"/> Strong schools	<input type="checkbox"/> Recreational activities
<input type="checkbox"/> Good place to raise children	<input type="checkbox"/> Smoke-Free communities
<input type="checkbox"/> Economic development	<input type="checkbox"/> Strong family life (family support)
<input type="checkbox"/> Transportation	<input type="checkbox"/> Low infant death
<input type="checkbox"/> Low crime/Safe neighborhoods	<input type="checkbox"/> Religious and spiritual values
<input type="checkbox"/> Low level of alcohol, tobacco and other drugs	<input type="checkbox"/> Quality child care
<input type="checkbox"/> Walking trails/Sidewalks	<input type="checkbox"/> Other: _____

2. From the following list, what do you think are **the 3 greatest PROBLEMS in Bullitt County?** (Those problems that have the greatest impact on overall community health) **CHECK ONLY 3-**

<input type="checkbox"/> Aging problems (arthritis, etc.)	<input type="checkbox"/> Cancer
<input type="checkbox"/> Dental problems	<input type="checkbox"/> Drug abuse
<input type="checkbox"/> Alcohol abuse	<input type="checkbox"/> Diabetes
<input type="checkbox"/> Child abuse	<input type="checkbox"/> Domestic violence
<input type="checkbox"/> Mental health problems	<input type="checkbox"/> Motor vehicle accidents
<input type="checkbox"/> Infectious disease (hepatitis, influenza, etc.)	<input type="checkbox"/> Teenage pregnancy
<input type="checkbox"/> HIV/AIDS	<input type="checkbox"/> Sexually transmitted diseases
<input type="checkbox"/> Heart disease and stroke	<input type="checkbox"/> High blood pressure
<input type="checkbox"/> Homelessness	<input type="checkbox"/> Suicide
<input type="checkbox"/> Respiratory/Lung Disease	<input type="checkbox"/> Firearm-related injuries
<input type="checkbox"/> Infant death	<input type="checkbox"/> Poor diet/Access to healthy foods
<input type="checkbox"/> Obesity	<input type="checkbox"/> Other: _____

3. From the following list, what do you think are **the 3 BARRIERS that prevent residents of Bullitt County from being healthy?** (What barriers do you see in Bullitt County?) **CHECK ONLY 3-**

<input type="checkbox"/> Alcohol abuse	<input type="checkbox"/> Lack of exercise	<input type="checkbox"/> Tobacco use
<input type="checkbox"/> Being overweight	<input type="checkbox"/> Poor eating habits	<input type="checkbox"/> Not using birth control
<input type="checkbox"/> Dropping out of school	<input type="checkbox"/> Lack of immunizations	<input type="checkbox"/> Unsafe sex
<input type="checkbox"/> Drug abuse	<input type="checkbox"/> Racism	<input type="checkbox"/> Underage drinking
<input type="checkbox"/> Domestic violence	<input type="checkbox"/> Other: _____	

4. Where do you currently look for information on or about your health?

<input type="checkbox"/> TV, radio, newspaper	<input type="checkbox"/> Internet	<input type="checkbox"/> My Doctor	<input type="checkbox"/> Family & Friends
<input type="checkbox"/> Social Media (Facebook, twitter, etc.)	<input type="checkbox"/> Health Department	<input type="checkbox"/> Other: _____	

5. How would you rate Bullitt County as a "Healthy County"?

☐ Very Unhealthy ☐ Unhealthy ☐ Somewhat Healthy ☐ Healthy ☐ Very Healthy

6. How would you rate your own personal health?

☐ Very Unhealthy ☐ Unhealthy ☐ Somewhat Healthy ☐ Healthy ☐ Very Healthy

	Strongly Disagree	Disagree	Neutral	Agree	Strongly Agree	N/A
7. In Bullitt County there are networks of support for individuals during times of stress and need? (Support groups, faith community outreach, agencies, organizations)						
8. Bullitt County is a safe place to live (consider safety in the home, workplace, schools, playgrounds, parks, do neighbors know and trust one another).						
9. Community groups and leaders are working together to reach the same goals in Bullitt County.						

Please take a moment and answer the demographic questions below (questions go side-to-side):

CHECK ONLY 1-

10. Age: 18-25 ____ 26-39 ____ 40-54 ____ 55-64 ____ 65 -74 ____ 75 and older ____

11. Race: White/Caucasian ____ Black/African American ____ Asian/Pacific Islander ____ Hispanic American ____ Native American ____ Other ____ Prefer not to answer ____

12. Household Income: Less than \$20,000 ____ \$20,001-\$39,999 ____ \$40,000-\$59,999 ____ \$60,000-\$79,999 ____ Over \$80,000 ____ Prefer not to answer ____

13. Sex: Male ____ Female ____ Prefer not no answer ____

14. Education: Less than high school ____ High school diploma or GED ____ Some college ____ College graduate or higher ____ Prefer not to answer ____

15. What is YOUR (home) Zip Code? _____

16. Additional Comments: Is there anything you would like us to know that would improve your community?

Optional: *Please provide name and type of contact information (email or phone) to be put in a drawing for one of four Wal-Mart \$25 gift cards. (*must answer all 16 questions to be eligible)

Please return the completed survey to the address below by August 1, 2022. Additionally, if you would like more information about this community assessment, please contact us at the number below.

Bullitt County Community Assessment Team
181 Lees Valley Road Shepherdsville, KY 40165 (502) 955-5355

List of Participating Community Partners

About Credit Union
Anthem BlueCross & BlueShield Medicaid
Baptist Health
Bernheim Arboretum and Research Forest
BluMine Health
Bullitt County Attorney
Bullitt County Chamber of Commerce
Bullitt County Health Department
Bullitt County Housing 1st
Bullitt County Public Library
Bullitt County Public Schools
Bullitt County Residents (Community Survey)
Bullitt County Sheriff's Department
Department of Specialty Courts Bullitt County
Deputy Commissioner for Clinical Affairs, DPH
Green Meadows Healthcare
Kentucky Eye Care
KIPDA
Lincoln Trail Behavioral Health
Mark 12 Ministries
Mayor James Eadens, City of Hillview
Norton Health Care
OVEC-Head Start/Early Head Start
Paroquet Springs Conference Centre
Partners in Prevention Coalition
Passport Health Plan
Pediatrics of Bullitt County
Pioneer News
REACH Program LLC
Senator Michael J. Nemes
Senior Transition Advocates
Seven Counties Services
Shepherdsville Fire Department
Skills U of Bullitt County
UK Center on Drug & Alcohol Research
University of Kentucky
UofL Health Hospital
Volunteers of America

Appendix 3: Bullitt County Social Determinants of Health used at Community forum.

BULLITT COUNTY



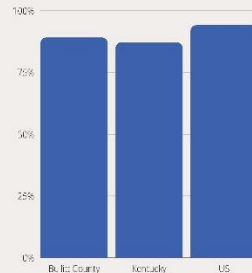
HEALTHCARE ACCESS & QUALITY

- Hospitals: South Hospital coming Spring 2023, nearest hospital is UofL Hospital (20 miles)
- Community Mental Health Centers: 0, nearest facility is 10.3 miles
- Local Health Department: Bullitt County Health Department
- Designated as a Medically Underserved Area (MUA) and a Health Professional Shortage Area (HPSA)
- No smoke free ordinance or Syringe Exchange Program

EDUCATION ACCESS & QUALITY

Below is a graph showing the percentage of residents over age 25 with a high school diploma.

American Community Survey (2016-2020)



Higher Education Opportunities near Bullitt County:

- There are a few community and technical colleges in Shepherdsville. There are two larger universities within an hour of Bullitt County as well as some small private universities in the area.



ECONOMY STABILITY

Bullitt County ranks above Kentucky's average for several employment and economic stability statistics.

\$71,800

Bullitt County Median Household Income
Small Area Income and Poverty Estimates (2020)

\$54,100

Kentucky Median Household Income
Small Area Income and Poverty Estimates (2020)

Employment in Bullitt County:

- Bullitt County employs about 40.3k people. The largest industries in Bullitt County are Manufacturing (6,700 people), Retail Trade (5,371 people), and Health Care & Social Assistance (4,776 people).

<https://datausa.io/profile/geo/bullitt-county-ky#economy>

Employment Commuting:

- Among Bullitt County residents who drive to work alone, 51% commute for 30 minutes or more. This is a high value when considering Kentucky's 30% and the United States' 16%.

American Community Survey (2016-2020)

NEIGHBORHOOD & BUILT ENVIRONMENT

Walkability and Transportation:

- Walkability is defined as the ability to safely walk to amenities within a reasonable distance, typically a 30 minute walk or less
- Mt. Washington and Shepherdsville: walk score of 56 out of 100 which is considered somewhat walkable and some errands can be accomplished by foot
- Public transportation: Louisville Wheels Transportation

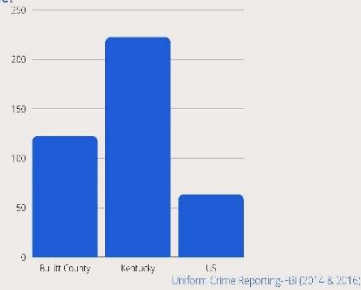
Recreation:

Bullitt County has many parks and recreational facilities, one of the most popular places is the Bernheim Arboretum and Research Forest.



Violent Crime:

- Violent crime is defined as the number of violent crime offenses reported per 100,000 people.



Severe Housing Problems:

- Severe housing problems are defined as the percentage of households with at least 1 of the 4 housing problems: overcrowding, high housing costs, lack of kitchen facilities or lack of plumbing facilities.

- Bullitt County: 11% Kentucky: 14% US: 9%

Comprehensive Housing Affordability Strategy (2014-2018)



SOCIAL AND COMMUNITY CONTEXT

Access to Healthy and Fresh Food: social and community context

- Bullitt County has many stores and markets that offer healthy and fresh food such as Kroger, Mt. Washington Farmer's Market and Bullitt County Supermarket.



Food Insecurity:

- Food insecurity is defined as the percentage of the population who lack adequate access to food.
- Bullitt County: 11% Kentucky: 14% US: 9%

Map the Meal Gap (2019)

Churches:

- There are 52 churches in Bullitt County.

